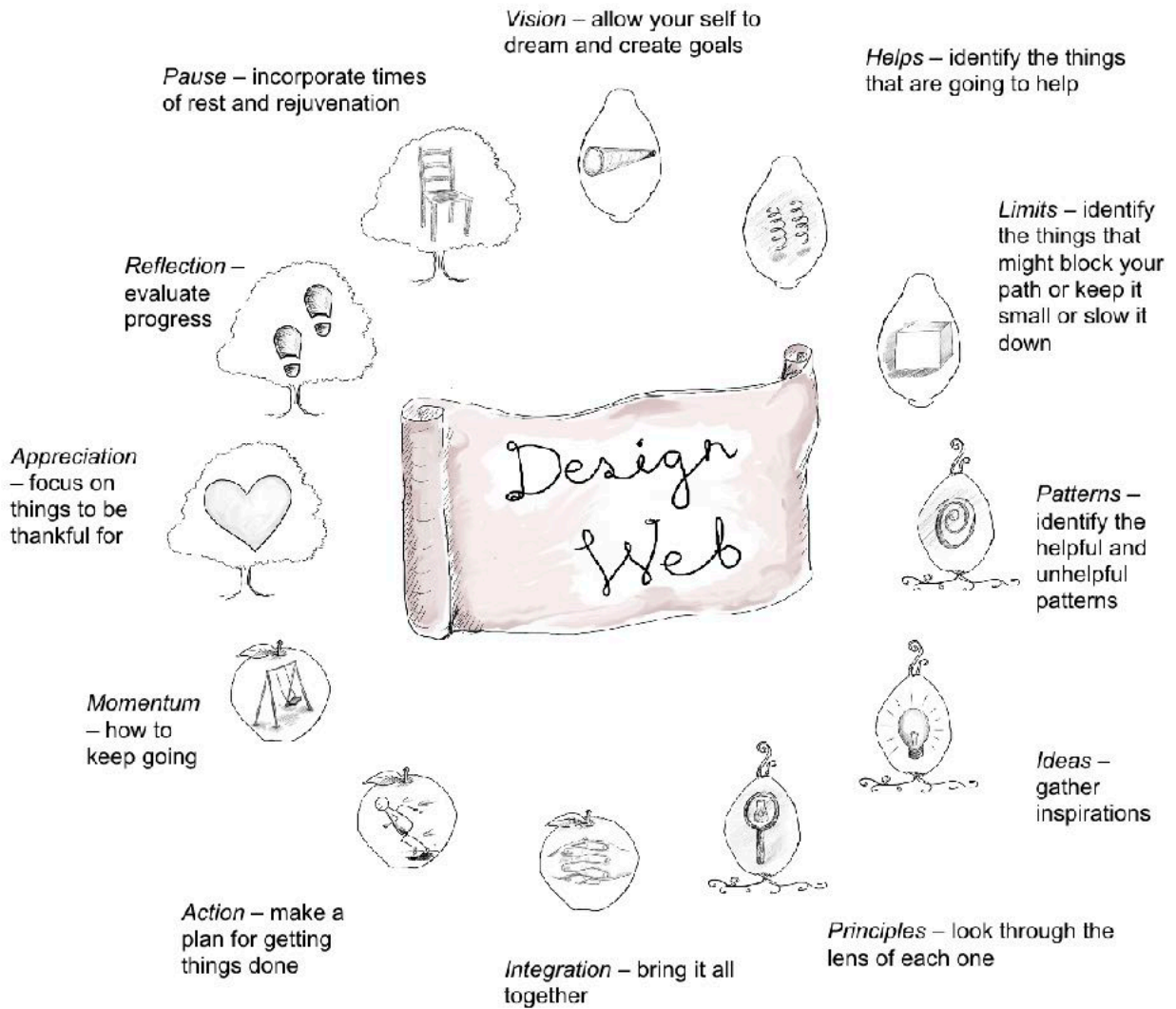


Design Web
Hendon Regenerative Culture Garden
Engaging With The Local Community
Allan Rowell Start May 2020 End 23/06/21



Preamble

Hendon Regenerative Culture Garden (HRCG) consists of several plots within Hendon allotments. I've taken the plots on in order to develop them into a community garden/ permaculture LAND centre. To my mind, in order to engage with the local community we need to provide them with something they want.

During the Covid lockdown in May 2020 my brother-in-law Paul - who is also doing his Diploma - and I had been working at HRCG a few hours each day and completing lots of tasks. With the prospect of at least several weeks ahead of us with nothing else to do but come to the Garden, we decided to clear the last area which was still over-grown with brambles & trees. We had spoken before about having chickens but hadn't given it much thought. Now was the time to think about it & other aspects of engaging the community.

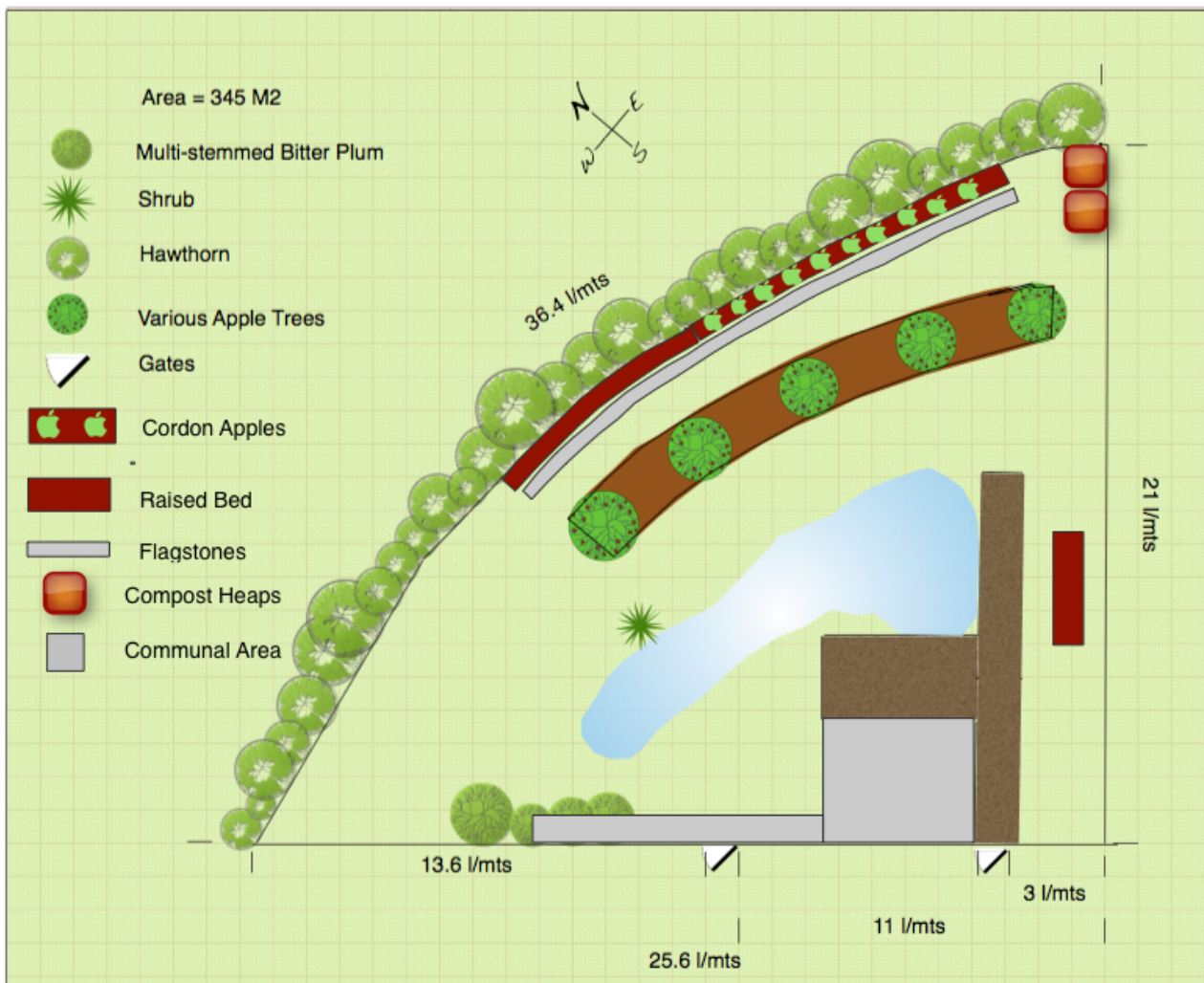
There are several aspects to this design, to aid my thinking & for others to try to follow it I've created sub categories of:

- **Build - Chicken Coop. Raised-beds. Poly tunnel.**
- **Engagement - Practices.**
- **Meaning - Identifying meaning as something to seek to replace high carbon lifestyles.**

Reflection - What is the current situation?

Build May 2020

For the last 3 years we have been developing the Garden, the plan below shows approx. the stage of development other than two additional raised-beds along the South Westerly aspect. The area to the North West of the decked area is actually overgrown which is also not shown on the plan.



HRCG May 2020

Vision - Allow yourself to dream & create goals
What is my ideal?

I want to have a garden from where I can showcase permaculture Ethics & Principles to my daughter's family & anyone else who is interested. Permaculture Ethics are comprised of Earth Care, People Care & Fair Shares.

I wish to help those members of the community who wish to:

- access locally grown pesticide/chemical fertiliser free food
- support organic growers by buying eggs fed on organic feed
- share surplus food with those of the community in greater need
- build community spirit
- live lower carbon lifestyles
- learn how to grow their own food
- appreciate wildlife/wildflowers
- learn about permaculture
- realise meaning in their lives
- donate food waste to the Garden for composting

- practice meditation/mindfulness
- engage with the Garden

My goal is to have as many of the systems mentioned below ready for mid February 2021, the start of the growing season.

Build

To establish ourselves & the Garden as assets to the local community it will be necessary to show some professionalism in the built structures, as well as in all other ways. Though permaculture values the 4 R's - Review, Reduce, Reuse & Recycle - I feel that to create a chicken coop from scavenged secondhand materials as many permaculture practitioners would do would be counter productive to inspiring the local community to come and enjoy the Garden. I want to build a state-of-the-art chicken coop! *Obtain a Yield, which in this case is the enthusiasm of the community to engage with the Garden.*

Engagement

Rather than obtaining hens which produce the maximum amount of eggs and which all appear identical, I intend to buy many different types of hens, some hybrids & some pure-breeds which appear more appealing as individuals; similarly the colour of the eggs will vary significantly which again creates interest, potentially inviting greater sales of eggs. *Use & value Renewable Resources & Services. Hens are a renewable resource the service they provide is converting energy from the sun - which has been stored in grains - into a condensed form, ie eggs. They are also fun to watch.*

Engagement

Another aspect of a variety of hen types is the the possibility of individual or family community members forming attachments to specific hens and taking part in HRCG's Adopt-a-Hen scheme, (see below). *Use the edges & value the marginal.*

Engagement August 2020

Contact food banks about supplying them with excess food.

Meaning

This idea comes to mind around the sale of eggs, inspired by Charles Eisenstein's Gift Economy. Eggs are advertised as available in The Spirit of The Gift, (see below). *Removing limiting factors. Explain. Removes the idea that we only cater for the wealthy.*

HELPS- Identify the things that are going to help What external resources are available?

Build May 2020

Though both Paul & I are reasonably skilled in do-it-yourself I didn't think we could accomplish such a task without detailed plans. So I began searching for chicken coop plans online.

Build, Engagement & Meaning

The Facebook Page is essential to encouraging the community to engage initially and advertise events.

Build 14/05/2020

There is obviously a vast array of chicken coop plans available online, some at no cost, but the one I settled on was the Garden Loft <http://www.thegardencoop.com/large-chicken-coop-plans.html> The plans were quite expensive at £50 but they were really detailed & did not require tools or skillsets that we didn't have. *Observe & interact.*

Engagement

Durham Hens is a local supplier of hybrid/pure-breed hens. <https://www.durhamhens.co.uk>

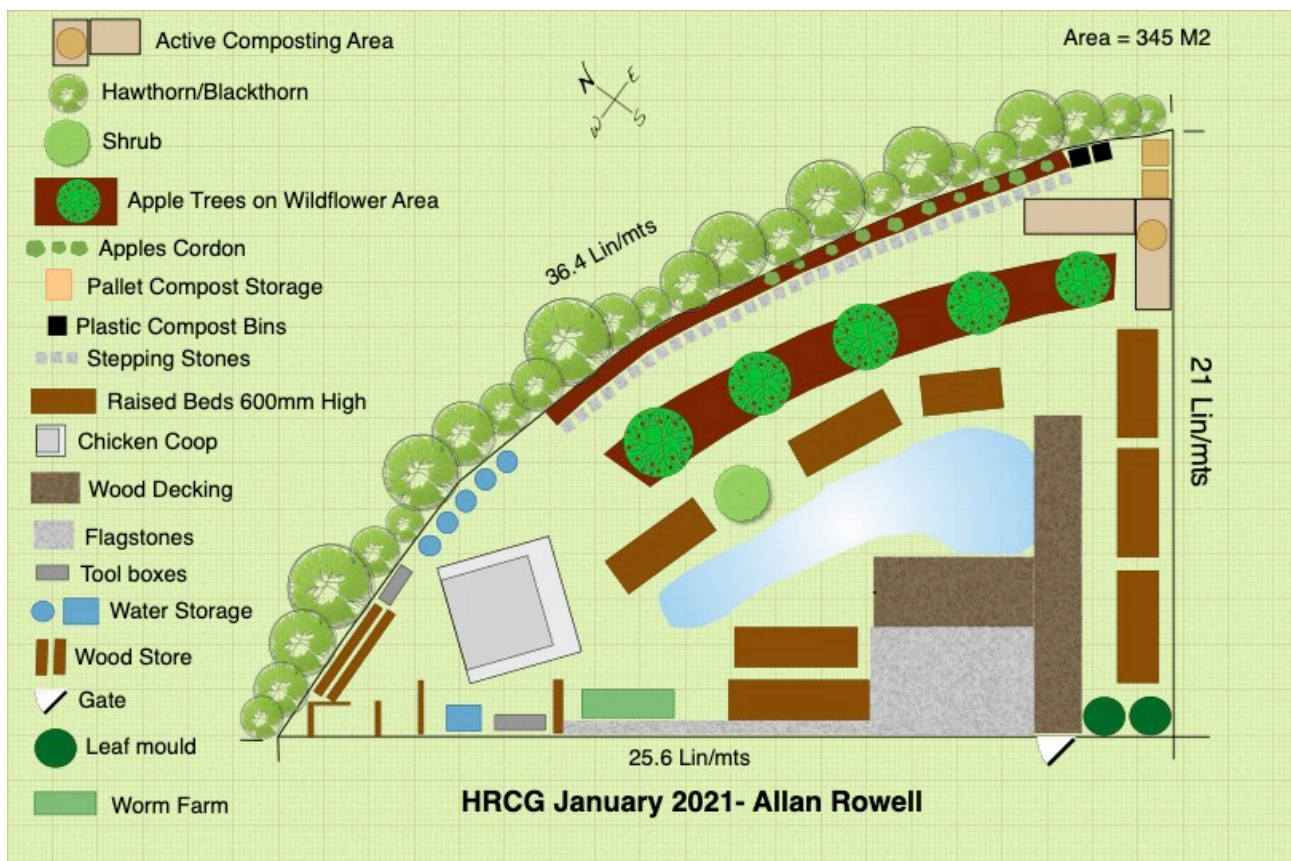
Limits - Identify what blocks the path, what might keep it small or slow it down

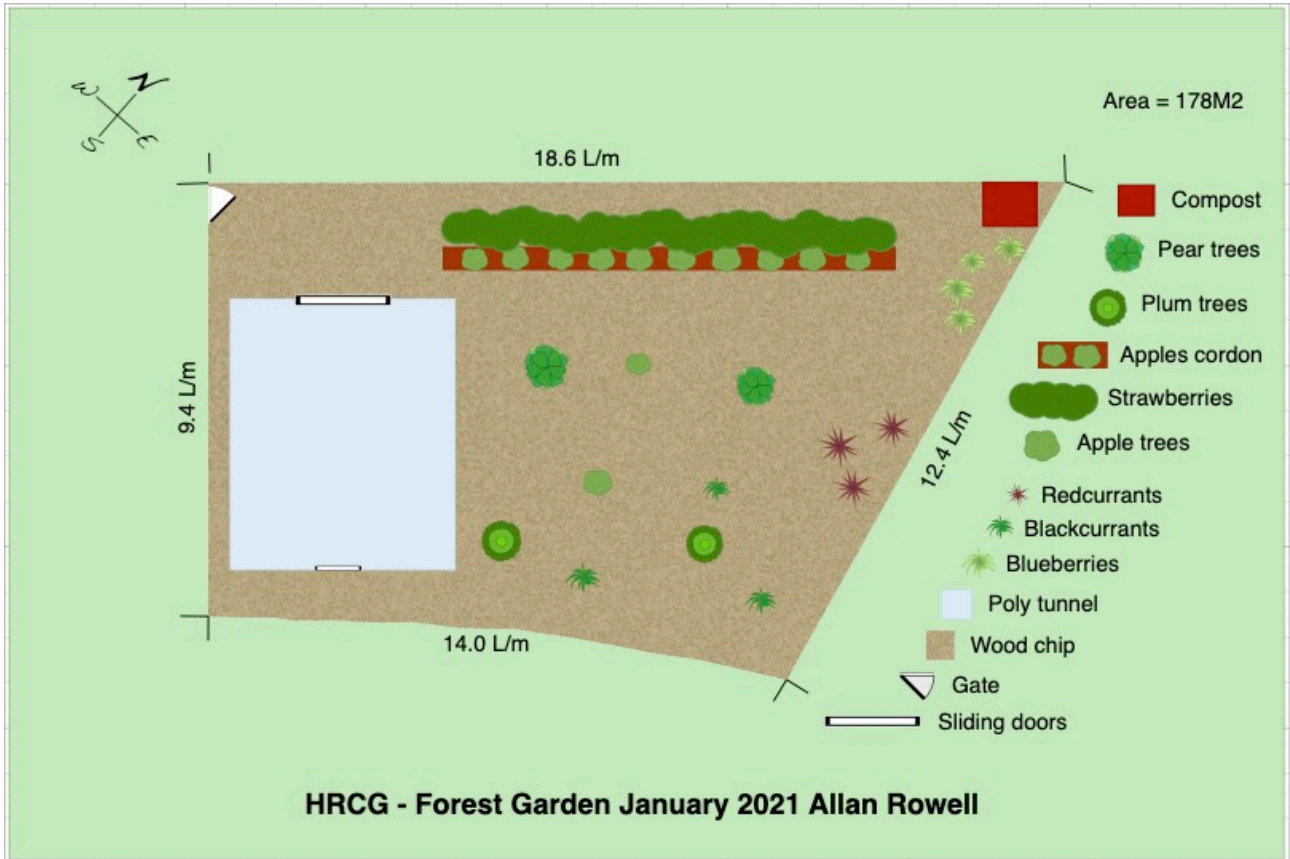
Build Chicken Coop 08/06/2020

Accessing materials could be a limiting factor during the lockdown. As it happens the specific dimensions of the timber I required were to be found at a nearby supplier, luckily they began trading again just at the time that we needed the timber. Other items such as hardware cloth, (that's American for galvanised mesh fencing - go figure!) wood preservative, and the corrugated polycarbonate roofing had to be ordered online. There was a worrying 3 week delay in receiving the roofing.

Build Raised Beds August 2020

Deciding on the height of raised beds determined that we continue with the height of existing beds of 600mm which gives easier access for adults & particularly elderly people, (see below pros & cons).





HRCG - Forest Garden January 2021



Completed state-of-the-art chicken coop August 2020



Variety of hens in the run August 2020

Patterns - Identify helpful & unhelpful patterns

What are the current patterns of thinking, behaving & interacting?

Engagement

One obvious unhelpful pattern is people's perceived need to justify 'value for money'. It is difficult for people to accept that paying more for organic/local food has value; which is that doing so supports the organic industry which is more beneficial to the natural world. Buying organic/local also removes one's tacit support of the industrial food system which is destroying the natural world.

What would a spiral of abundance look like?

Build

A spiral of abundance would be more of the community coming to the Garden to interact with the hens in their state-of-the-art chicken coop, forming attachments to individual hens through HRCG's Adopt-a-Hen scheme which helps to support the Garden. October 2020. To date 6 out of 12 hens have been adopted.

Engagement

A spiral of abundance would be more of the community interacting with HRCG, buying produce which supports the Garden to support the local community further. *Every element should fulfil many functions.*

Engagement

More plot holders alining loosely with HRCG to provide excess food to food banks.
Creatively use & respond to change.

Meaning

Community members giving more thought to the idea of the Spirit of The Gift. Within any community there are people who can afford pay more, and those who can only afford to pay a little for essential food produce. These people are not static within their groups, and at some point those who could afford to pay more may stand-in-the-shoes of those who can only pay less and visa versa. Understanding this would help to create a spiral of abundance. *Design from patterns to details. Explain. Within industrial growth societies there is a pattern of employment-unemployment.*

HRCG - Adopt-a-Hen/Spirit of the Gift - August 2020

Hendon Regenerative Culture Garden has a mission to inform the local community regarding permaculture & the local food movement.

As a part of this mission we are running **Adopt-a-Hen** which works like this:

The hens are fed on organic feed. A conservative estimate of the cost of feed for one hen per year is approx. £30. This seems like a meaningful amount to ask people to pay for the **Adopt-a-Hen** scheme. The scheme will last for one year beginning on receipt of Money.

What do you get & not get for your £30?

By paying for a hen's feed you are directly supporting the hen's wellbeing. You are free to come to the Garden any time within reason to see the hen, after first agreeing the time period with myself.

Photo's of family members holding the hen can be arranged & can also be taken by your selves. The photos will be passed-on by email. Signing of photo permission forms will be required.

Priority is given to attend all HRCG events, open days & trainings.

Adopt-a-Hen does not entitle adopters to receive eggs.

Priority will be given to the adopters to take part in **The Spirit of the Gift**.

The Spirit of the Gift

In order to allow anyone to support the Garden no matter their financial standing, eggs are given to people in **The Spirit of the Gift**.

What this means essentially is that you pay-what -you-can-afford.

For this to work it is necessary for me to explain that I would like those who **can** to pay supermarket prices for organic eggs which are currently approx. £4 per dozen.

HRCG eggs cannot be classed as 'organic' but the hens receive 'organic' feed and do not receive regular antibiotic doses, I suspect they also enjoy a better, longer life than their 'organic' counterparts.

Priority will be given to people who establish a regular delivery of eggs, when available.

It will be helpful if people return the egg boxes periodically.



No. 1
Blacktail (yellow ring)

Hi, my name is? I've been adopted by ? My characteristics are I'm a Hybrid incorporating Rhode Island Red and Light Sussex, I'm friendly, hardy, happy in run or free range and I'm an excellent layer.

I'm brown with black tail.

I'm a medium size.

I lay brown eggs.

I lay approximately 320 eggs per year.

Example of Adopt-A-Hen advert

Regen-Hen's Eggs

**Hendon Regenerative Culture Garden
The Spirit of the Gift**

To allow anyone to support the Garden, eggs are given to people in The Spirit of the Gift. What this means essentially is that you pay-what-you-can-afford.

For this to work I need to point-out organic eggs are approx. £4 per dozen.

HRCG eggs cannot be classed as 'organic' but the hens receive 'organic' feed and do not receive regular antibiotic doses.

Priority will be given to people who establish a regular delivery of eggs, when available.



Example of Spirit of the Gift advert

What patterns from nature, other people or different activities could help within my design?

Engagement

In the scope of a community garden there are ample examples of natural patterns, ie the annual patterns of the seasons, day/night time, birds/flowers appearing at different times of the year, the equinoxes. Describing these patterns to the community would be informative and help them to think of integrating these & other patterns into their lives.

The patterns related to timing of regular future events will impact how successful we are with engagement.

What patterns of success from another area of my life can I translate into my design?

Meaning

I can think of one activity whereby creating a repeating pattern may be beneficial for the community, that is encouraging a regular practice of meditation/mindfulness. *Apply self regulation & accept feedback. Explanation. Being determined to make time for regular practice even if short periods initially, forms a basis from where you can gradually extend periods. The feedback is that you come to enjoy the process.*

Ideas - Gather inspirations

What creative, adventurous, wild & whacky ideas do I have?

Build Bought design only, (build next year). 08/08/2020

While looking at the design for the chicken coop I noticed a design for the Garden Ark a chicken tractor - a better description might be a chicken caravan! I bought this design too.

<http://www.thegardencoop.com/garden-ark-coop-plans.html>

I hope that regularly moving it around the gardens will add an interesting activity for both the community and the hens, it will also be useful for separating sick, & integrating new hens. *Every element should fulfil many functions.*

Engagement, Meaning

Asking the community if they'd like to take part in events in the local area, ie planting trees, including apple trees, perhaps with Friends of Backhouse Park, ect. *Integrate rather than segregate.*

What big, little, practical, routine ideas do I have?



Build

Construct a compost toilet next year.

Produce no Waste.

Garden Ark. Photo courtesy of The GardenCoop.com

Build

Potential to construct Garden Arks for sale next year. *Obtain a yield.*

Engagement

Asking the community to take part in gardening chores. *Use & value renewable resources & services.*

What seeds of ideas do I have?

Build

Construct an indoor space/cabin in the future.

Ethics & Principles - Look through the lens of each one

If I look through the lens of each ethic & principle what do I see?

What ideas does it give me about the direction I want to go in and how to get there?

Earth Care.

Build

The overgrown area with two or three trees which we intend to clear for the additional raised-beds & chicken coop is currently providing some grass, wildflowers, brambles as well as the trees for wildlife; measured against this wildlife benefit we believe that the changes will have a net benefit for wildlife by providing flowering bulbs in grassed area, bird feeding station, wood chip mulch area, raised-beds & worm farm. The rainwater running off the roof of the chicken coop will be captured & stored in an IBC & several water barrels ready to be dispersed around the Garden as required.

The 600mm high raised-beds have been constructed using reclaimed timber planks with tree trunks/branches buried in them offering at least some kind of hugel-culture effect, hopefully building soil below, as we grow food above. Once the beds are created they will be managed using no dig practices.

Engagement & Meaning

By providing members of the local community with the facility to buy eggs & other produce from us we are indirectly removing that buying capacity from the industrial food system, so mitigating the harm inflicted on the Earth by that system.

I have recently reflected on the social aspect of hens; if we look at early tribal human's social requirements there is a view from sociologists that much more than 50 people within a tribe became too many for an individual to successfully interact, the mind struggled to remember who each person was. If we transpose this to hens kept in factory farm sheds of 20,000 or more we can see starkly just how inhumane these conditions are. Anything we can do to make life better for these fellow inhabitants of Earth is surely worth paying little extra for.



Capturing rainwater from coop roof

People Care.

Build, Engagement, Meaning

Providing a reason for local people to come to the Garden whether that be to buy food, visit the hens, chill-out or help-out we wish to provide a safe area where they can commune with others, so building community spirit. Members of the community will be encouraged to take part in sowing seeds, potting-on, planting-out, making compost, donating food waste, harvesting, seed saving & all other aspects of permaculture.

Fair Shares.

Build, Engagement, Meaning

The current culture has largely destroyed Community, creating individualistic members of society competing with each other for dwindling resources. We hope to show that communities can come together in good faith, helping to provide food for themselves and those less fortunate such as people attending food banks by donating food to them.

Members will be encouraged to take young plants home and grow some of their own food.

Observe & interact.

Build

Once community forms, ask them what they would like in the Garden.

Engagement, Meaning

Observe which of the various ideas I have, produce the most interest. Reevaluate periodically.

Catch & store energy.

Engagement, Meaning

Find community members who are most passionate about aspects of proposed practices.

Engagement, Meaning

I've set up a group on the app Nextdoor called Sunderland Local Food Movement. Hope to engage people's passion (energy) for helping out at the Garden from there. Similarly a group called Olio Users, (Olio is sharing app).

Obtain a yield.

Build, Engagement, Meaning

Use the Garden & any external activities to obtain yield, (yield may be crop or beneficial change within community resulting in better resilience).



Paul finishing-off filling the last bed with soil

Build

I've invested well over £3,000 in the Garden to date 30/08/2020, I really need to see that it is benefiting the community before I spend more, it's quite possible that I'm ahead of my time. *Apply self regulation & accept feedback*

Use & value renewable resources & services.

Build

We intend to capture water from roofs, store it in barrels/IBC placed at the highest point of the Garden, distributing it from there to barrels placed alongside raised-beds. Additionally the pond - as it is at the lowest point of the allotments - is capturing water from that larger area; if required we can pump water by petrol generator to those higher barrels, storing it where there is less chance of it evaporating, then distributing it again if required.

Engagement

Hopefully the community will be happy to see themselves as providing valued renewable services.

Produce no waste.

Build, Engagement, Meaning

We end-up with offcuts of wood, old pallets, pruning materials, etc these are kept and either shedded or burnt to make biochar and returned to the soil.

Within an ecological garden there should be no waste, everything goes back to the soil
We are asking people to drop-off fresh food waste to be composted. Some people are very enthusiastic about this - I believe, to the point of deriving meaning/satisfaction from this action.

Design from patterns to details.

Build

Use of a mapping app allows me to build-up a range of patterns to depict the physical details of the of the Garden on paper/software.

Integrate rather than segregate.

Engagement

In relation to human community everyone is welcome to the Garden regardless of religion, colour, or caste. In relation to the natural community of life, we seek to integrate as much biodiversity as we can, allowing natural processes to remove members which are redundant. Where those natural processes are missing, ie predators of rats, we must reduce these lifeforms to manageable levels.

Use small & slow solutions.

Engagement, Meaning

As a way to encourage the community to share more, I have joined Olio the food sharing app. When I share something from the Garden such as eggs, I advertise this share through Olio onto local Facebook groups. This is a very small act that I have high hopes for.

Use & value diversity.

Engagement

We make a point of informing the community that we are practising No-dig to allow all members of the soil life community to take up their place in a diverse microscopic world which evolution in it's wisdom has put in place.

Use edges & value the marginal.

Build

The paths that surround the raised-beds have been covered in wood chips. This reduces weeds, creating a cleaner surface to walk on, reducing evaporation, providing a micro habitat for spiders & eventually is taken down into the soil to feed microorganisms.

Creatively use & respond change.

Engagement

It is entirely possible that the local community do not have the time or inclination to make use of the Garden. In this case we must cast our net further afield but perhaps with more specificity, ie contacting military vetrans clubs, schools etc.

Integration

The functions or needs of this design are to encourage the local community to engage with HRCG. The key themes are:

- Adopt-A-Hen - The Spirit of the Gift - Earth Care.
- Donating to Foodbanks - Fair Shares.
- 600mm high raised beds. To encourage participation in growing food - People Care.
- Encouraging sales of fruit & veg - Earth Care.
- State of the Art Chicken Coop - People Care.

Multiple Elements for Important Functions

Goal, Process, Function

Goal

Encourage Community to buy eggs from Garden

Process

Rather than having a fixed price for eggs, the community are asked to pay in The Spirit of The Gift. This requires me to inform them that the hens receive Organic feed, and that in the shops the going rate for Organic eggs is £4 per dozen.

I ask that those who can afford to pay this amount do so, and that those who can't afford to, pay what they can afford.

Function

This avoids the challenge that the Garden is only catering for wealthy people. It allows anyone to support the Garden by buying eggs from it.

Analysis of Processes in Place

Element	Uptake	Factors
Adopt-A-Hen scheme	6 from 12 hens have been adopted between August & October.	<p>Since we are in lockdown, in the middle of Winter I take this result as success.</p> <p>2 hens have died, and been replaced in January.</p> <p>Confirmation of idea</p>
The Spirit of the Gift egg sales	Of the current average of 49 eggs per week, 30 are regularly being sold for £8 each week since October	<p>Since we are in lockdown, in the middle of Winter I take this result as success.</p> <p>2 hens have died, and been replaced in January.</p> <p>Confirmation of idea</p>
Foodbanks	Approx. 200 apples were supplied to two foodbanks. August / October	<p>Could have had many more apples this year but we've struggled to keep up with watering regime, only being two of us most days.</p> <p>Confirmation of idea</p>
Raised beds 600mm high	We are in lockdown	<p>Few community members have been to Garden due to lockdown. Those that did make it found the height of beds luxurious.</p> <p>Confirmation of idea</p>
State of the Art Chicken Coop	We are in lockdown	<p>Whilst we are - and have been most of the year in lockdown The community have been following the construction phase of the chicken coop avidly through update posts on The Facebook Page.</p> <p>Confirmation of idea</p>

PLUS, MINUS, INTERESTING

PLUS

.Vision helped establish goals.

Sub categories; Build, Engagement & Meaning were helpful in creating context.

Adopt-a-Hen scheme.

Spirit of the Gift.

Foodbanks.

Raised-beds.

State of the Art Chicken Coop

MINUS

Death of two hens.

Diploma 'wobble' when I thought I'd lost my mapping app.

**Evaluation
of Design
Web
'Engaging
the
Community'
06/02/2021**

INTERESTING

Monetary cost of project to date is certainly not a plus, but nor is it a minus, something to keep tabs on.

It is yet to be confirmed whether the community will regularly come to the Garden given the vast choice people have to entertain themselves these days.

Action - Make a plan for getting things done

What am I going to do & when?

What resources do I need?

What yields & benefits am I going to get?

As we are in lockdown still and may be for some considerable time it is difficult for me to plan actions relating to this design Engaging with the Local Community, other than continuing with egg sales. Paul, myself & one other volunteer (1 or 2 hrs one day per week) will set seeds and care for the plants. I'll keep people posted about what's going on on the Facebook Page. Once lockdown ends and the weather improves I'll start creating events/open days once a week at first to see how it goes.

What am I going to do & when?

Planning Open Days 14/03/2021

Open Days planned for Saturday & Monday of the Easter weekend, 03/04/2021 and 05/04/2021. Still in partial lockdown, so restricted to 6 people gathering at one time. People are invited through a Facebook Page event to attend tour of the gardens, see the hens, relax with a cup of tea. Should they choose to they can adopt a hen, and/or buy eggs.

What resources do I need?

The only resources required are tea, coffee & biscuits. Eggs have been stockpiled in anticipation of sales.

What yields & benefits am I going to get?

Egg & veg sales. Engagement with local community. More hens adopted.

Open Days - 03/04/2021 and 05/04/2021



Lots of interest in hens from families - 03/04/2021



A place to be, after a year locked down - 03/04/2021

Reflection - Evaluate progress

What is the current situation?

What is going well?

What is challenging?

05/04/2021

The garden was open for two hours each day. The first day was quite busy with a total of seven adults & seven children. The second day no one attended.

Four more hens were adopted bringing the total to 10. All eggs were sold.

Provisional orders for fruit & veg from a local food cooperative have been gained.

Pause

How can I recharge my batteries?

How can I make times of rest & quiet a built-in part of my design?

For the previous two years I have been practising silent mindfulness sessions each morning for between 15 - 30 minutes. This year I have been using a recording of various guided meditations of up to 40 minutes including body scans, I feel these are beneficial to my mental health & have come to look forward to them.

March 2021


In early March 2021, hoping that I had completed enough work on this Design, having used 9 of the Anchor points & seeing no quick end to the lockdown, I sent it to Wilf my tutor for assessment. Wilf suggested that I wait until lockdown ended, then use the 3 remaining Anchor points, Pause, Momentum & Appreciation.

Momentum - Consider how to keep going

07/04/2021

One idea which holds promise is to create an artistic representation of the Design Web as a feature in the Garden.

Two more open days are planned to coincide with Sustain's Good To Grow event 24/04/2021 & 25/04/2021. The Design Web feature will be completed for this weekend.



Open Day, Good To Grow event 24th, 25th April 2021



My daughter Stephanie & her partner Seline brought pet rabbits as an added attraction.

STRENGTHS

We have the Gardens completed.

The hens & Coop are a strong attraction for young families.

We will be providing mixed lettuce bags to food Co-op shortly.

Design Web art feature.

We held more Open Days on Sustain's Good To Grow days 24th, 25th, April 2021.

WEAKNESSES

Not much time for organising events, given that I have to do most of it.

Not many volunteers so far.

SWOC
Engaging
Local
Community
30/04/2021

OPPORTUNITIES

I have been asked to give a talk on composting to a local Community Allotment group.

Need to open Garden regularly each week.

All of the events are well publicised, to at least get ourselves noticed as a group that is forward thinking & taking action.

CHALLENGES

Getting people to engage when they have so many other opportunities to entertain themselves.

14/05/2021

I hosted a talk about composting as it relates to Elaine Ingham's Soil Foodweb, going on to explain how this idea supports the No-Dig method of gardening and also Forest Gardens. This was well received, with talk of applying the ideas to their own allotment next year.



Talk about making compost using Soil Foodweb methodology. 14/05/2021

19/05/2021

After first agreeing to give 6 bags of mixed salad leaves free, for Sunshine Coop's customers to try-out two weeks previously, today we handed over 20 bags.

I am slightly concerned that the letter-of-the-law states that food grown on Statutory Allotments cannot be sold, so have agreed that the food is donated to the local community in the Spirit of The Gift. If they choose to donate money to the Garden every one is a winner. I realise that this would not stand-up in Court, but feel that it could open-up conversations about who will feed local people going into an uncertain future.

Future designs will expand on **Meaning & Purpose**.

19/05/2021

I've decided to open the Garden each week from May Bank Holiday until the end of Summer.

Appreciation

We have an Open Day planned for Saturday 19/06/2021 to coincide with World Localisation Day which is the 20th, (instigated by Local Futures). We hope to include other plot holders & the local community. The idea is to celebrate with a Local Food Feast by asking people to bring some food they have grown or obtained locally to a meal/buffet.

Reflection on Design Web

This has been my first design using the Design Web. I am very impressed with the way using it has brought together half-ideas that float in & out of my thinking, so impressed that I came-up with the idea of the Design Web feature in the Garden. This photo with explanation was shared to 47 Facebook groups globally. In addition, I have obtained Looby's most recent book Cultural Emergence.

If this isn't appreciation, I don't know what is!

29/05/2021

Critical Reflection on Design Process

From the very beginning of this Garden I have been using the term Community Garden, this description has more to do with my wish to share it with, and for it to be of benefit to the local community in some as yet undefined way. It does not mean that my aim is to establish a standard community garden with committee, volunteers, funders... but that may occur.

As a previous member of Friends of The Earth I am at heart an environmental campaigner, I wish to inform the community of the problems the Earth faces, and what they may choose to do to mitigate those problems. I do this primarily through Facebook.

The processes I have described allow some members of the community to feel they have some agency by supporting local food & the Garden. Others only wish to receive fresh pesticide-free produce for health reasons. Some have young children and wish to come visit their adopted hen and have the children take part in gardening practices; to facilitate this I have obtained a copy of Children In Permaculture, which I have yet to read.

I have recently made contact with Sunderland Community Soup Kitchen, this also seems like promising direction for the Garden (me) to support in various ways.

The Design Web shows us above all that design shouldn't be a linear process and that change is a constant process.

My point is that I don't know where this design is going and feel that after one year it has covered a lot of ground and I need begin a new design following more closely to the Design Web process including the journalling process.

Reflection - 4 Ps Analysis - 23/06/21

Process - Build

The **Poly tunnel** was the first we had erected, there was good info and a YouTube video from Northern Poly Tunnels which helped a lot. I had mistakenly opted for screw-in foundations for the hoops; on the day I was installing them an older gentleman on a neighbouring plot suggested I concrete them in, I ignored his advice even after we discussed the advice given by the manufacturer to “only use screw-in foundations on sandy soil if the soil has not been disturbed recently” Once I had completed the erection of hoops the following day, I realised that I had probably made a mistake in ordering screw-in foundations given that all of the soil had indeed been disturbed as I sifted and levelled the site, and that I should have ordered foundations to be concreted in. I decided to excavated the top of the screw-in foundation posts down to the top of the screw blade where I widened the bottom of the hole, (in the same way a dentist makes a cavity for a filling); I placed split 150mm dia. plastic pipes 150mm deep around the posts the top being level with the surface of the soil & filled with concrete. *Lesson learnt: don't stick rigidly to faulty decision making when the correct form of action is staring you in the face!*

The **chicken coop** component of the design was probably the easiest once we had plans of the chicken coop to work from. Paul & I work well together and as there was only the two of us most of the time, this was a very enjoyable year in lockdown when many others were suffering. One aspect of the plans not specified, was whether we should lay flagstones as a floor of the coop. I had done lots of research on the pros & cons of different flooring, so much research that I could see good reasons for & against and could have tipped either way, in the end I relented to Paul's suggestion that we lay the flagstones, seeing as we had some which were not planned for anything else. On reflection this was a very good decision; several plot holders on our site had decided to get chickens all in a short space of time, most had earth floors and began suffering from rats tunnelling into the coops to help themselves to chicken feed. Our coop design protected the coop from this intrusion by having a wire mesh 'skirt' all around the outside of the coop, but on one occasion a rat climbed the fence adjacent to the roof guttering, ran along the guttering onto the wire mesh 'ceiling' of the coop, unfortunately I had left a 50mm gap in the defences and it got into the coop. Having filled it's belly with free feed it apparently didn't fancy the long climb back out through the ceiling so tried digging it's way out at the edges of the flagstones in several places, even making it out through one particularly large gap, only to reach the mesh skirt which was meant to keep it out, now was keeping it in! Anyway, it must have given-up escaping that way & climbed back out the way it got in through the ceiling, as it was no where to be seen in the morning, leaving only the telltale rat poop and excavations for me to piece together the 'story' of what had happened overnight. Needless to say I set-to plugging those gaps, and we have had no more problems with rats to date.

The 600mm high **Raised-beds** have been a blessing for several reasons, they make weeding, watering & harvesting much easier given the fact that there are presently only two of us looking after the plots, the placing & removal of various fleece, mesh & netting is also much easier.

Process - Engagement

The process of **engaging the community** has been carried out on HRCG's Facebook Page- necessarily so given the lockdown conditions, but it is my favoured method of communication. It proved useful in getting across the Adopt-Hen scheme & Spirit of the Gift and showing the work taking place.

Process - Meaning

Facebook has been useful in passing-on lots of information regarding Regenerative Cultures by the simple means of providing the links to the info. Unfortunately I cannot know how many people read the material other than by if they choose to 'like' a post.

Product - Build

The infrastructure of the Garden is now complete and working well.

Product - Engagement

Approaching the end of lockdown we began advertising several Open Days on various themes such as **Communities For a Future, Good to Grow & World Localisation Day's Local Food Feast**. Although the two earlier Open Days were subject to restrictions of 6 people, they were well attended with different people; similarly the latest Local Food Feast was attended by a group of 12 different people again, as restrictions had lifted to up to 30 attendees.

Product - Meaning

I have always held the conviction that it is not the actual number of attendees at such events which holds the key to meaningful change, but in the widespread sharing of such events on social media linked to information about what the events are about.

Personal - Build

On a personal level I'm happy with how things have gone, oh they could have been better but I suppose everything takes time.

My medium term ambition is to get a few volunteers to help with the work, allowing us to expand into another overgrown neighbouring plot. I have approached the Allotment Officer about this, he says that the Council needs to get the waiting lists for plots down and that there is a plan to halve the size of certain plots - including this particular one - in order to facilitate this. That was in February/March. Still waiting to see some action on this from the Council. I can't realistically push this further without volunteers to help with work.

Personal - Engagement

This last year has seen me engaging with people much better than in previous years, and gaining in confidence.

Personal - Meaning

Over the course of this last year I have found myself motivated more & more by what I've come to call **Meaning & Purpose**. This has led me recently to write this in a Facebook post:

This musing was instigated by someone suggesting that helping 'layabouts' with food parcels was not something (s)he would consider.

Who is Your Community?

A lot is written about 'building community' ie supporting each other. Way back when I was a member of Friends of The Earth much was made of the need to build community, facing what was seen even then (20 years ago) as a very uncertain future.

In recent years as I attended online courses with the New Story Hub the topic rose again prompting me to sheepishly ask "who exactly is My Community?"

The answer came back from the facilitator that she viewed her 'community' as concentric circles of people radiating from herself beginning with family, friends, acquaintances, colleagues...etc. This helped a little but left something to be desired as a complete description, after all, some people within those categories wouldn't view the world in the same way I do, in fact some would hold views in total opposition to my own. I questioned whether I should be helping people who - if the shoe were on the other foot - would probably not lift a finger to help me.

Lately I have come to an understanding of myself as merely a part of the whole of Life, temporarily constituted into this 'skin encapsulated ego' tomorrow when i die (not literally tomorrow, hopefully) I will be deconstructed & return to the earth to emerge as some other aspect of life. When we view ourselves this way none of us is separate from any other lifeforms, we are all Life.

In taking this view I now see that My Community is whoever or whatever I choose it to be, obviously I cannot help or support all-of-Life at any one time, so I will choose who to help, not by whether I think they deserve my help, but because they as an aspect of Life, are My Community.


Peers - Engagement, Meaning

Many of the people who come to the garden or are on the Facebook Page have jobs, children, families & full lives. It will not be easy for such people to appreciate **Meaning & Purpose** as there is always something to distract them from such thoughts.

Towards the latter part of D6 my path has crossed with **Sunderland Community Soup Kitchen**. A small group of volunteers who are committed to helping the most needy in society access food, clothing and more. It is to this group that I feel myself drawn to, supplying them with a box of salad leaves once a week to add to their free takeaways three times a week.

I am also supplying salad bags weekly to **Sunshine Cooperative CIC**, as they help to support **HRCG**, which is helping the **Soup Kitchen**, this combination of groups is, I believe showcasing what **Meaning & Purpose** is all about.

<p>DIPLOMA in APPLIED PERMACULTURE DESIGN System 5.2</p> <p>ASSESSMENT of INDIVIDUAL DESIGN for FEEDBACK</p>	
---	--

Diploma Apprentice's Name	Allan Rowell		
Project Title	HRCG Engaging with Community		
Date Started	May 2020	Date Completed	Feb 2021
Design Number	6 of 10	Implemented	Yes
Online Link to Design (if available)			
Land Based / Non Land Based (delete as appropriate)	Land Based and People Based		
Name of Personal Tutor or Assessment Tutor (if different from PT)	Wilf Richards		
Ready for Presentation (delete as appropriate)	Very Nearly Ready		
Date & Signature of Assessment Tutor	May 28th 2021 		
Date first registered for Diploma	Aug 2015		
Accreditation stage (this design as related to overall portfolio)	Final Portfolio Assessment 1		

If this design is included in the FPA2 sample / moderated by a Senior Tutor:	
Comments from Senior Tutor	
Name, date & signature	

of Senior Tutor	
------------------------	--

ACCREDITATION CRITERION 1: Demonstrating design skills (for further guidance, see section C3, page 5, in the Guide to Accreditation Criteria)			
		What's gone well?	What could have been done differently?
1a	The design uses an appropriate design framework or intentional process accurately	<ul style="list-style-type: none"> -clear use of Design Web covering all of the anchor points -the creation of the design web sculpture is a stroke of genius, I love it and I am sure Looby will too -there were some other great moments that came out of the Momentum section too including setting more open days and giving a talk 	
1b	It references the permaculture ethics appropriately	<ul style="list-style-type: none"> -section looking at the ethics p11-13 -they are also mentioned as part of the Integration section 	
1c	The design uses permaculture principles & theory that are appropriate to the situation	<ul style="list-style-type: none"> -I like the scattering and integration of the principles throughout the document, there are lots of them mentioned appropriately -a detailed exploration on p13-15 	
1d	It uses a variety of tools to suit the needs of the situation/ design brief	<ul style="list-style-type: none"> -analysis tool p17 -PMI p18 -addition of SWOC as part of the Momentum section 	
1e	The design is intelligible, coherent and effective, meeting the client's needs	<ul style="list-style-type: none"> -in your analysis, reflection and evaluation you explore the progress and make it clear that it has fulfilled your goals and needs -great that you got the opportunity to provide a talk to a local group and raise awareness about soil 	<ul style="list-style-type: none"> -there are incorrect dates on p6 and p7 "Aug 2021" as part of photo captions -I did struggle a bit with the layout that covers several aspects and angles within short bursts but I understand from yourself that it works for you. I would recommend for future Design Web

			designs that you use a journal / diary style or keep the subject more focused on just one aspect
1f	The documentation is appropriate to present to the clients and others	-it is an unusual layout covering a wide range of angles. I did like the integration of regular explorations around engagement and meaning. It added a lot of depth to your design -great photos added in	

ACCREDITATION CRITERION 2: Applying Permaculture design to projects (for further guidance, see sections C2, page 4, and C4, page 6, in the Guide to Accreditation Criteria)			
Areas of Application (delete all that don't apply)			
Site / land development Community Development			
		What's gone well?	What could have been done differently?
2a	SURVEY There is a clear explanation of how the design brief was investigated through surveying the situation and gathering the information.	-vision and goals have been identified -great to have included a reflective piece about the current state of the garden back in May 2020	
2b	ANALYSIS & DESIGN There is a clear explanation of how the design decisions and solutions were developed.	-the analysis of process was interesting to see which of your ideas are gaining traction and where an idea could be developed and have further energy. The whole thing is vert much about listening to feedback from the community and responding	-I am wondering if at some point in the future there is a further way of engaging directly with the community, maybe a survey of what they like about it and what they would want to see changed or done differently (this could be part of a future Momentum stage or Appreciation stage). This is

		-there are some clear points where decisions are made in particular in the Integration section where the key decisions are all brought together	just a suggestion and not something essential for me to see
2c	IMPLEMENTATION & EVALUATION The solutions are relevant and appropriate to the area and design brief.	-lots of great photos of the implementation -evaluation included	
ACCREDITATION CRITERION 3: Learning from and developing your permaculture practice (for further guidance, see section C5, page 7, in the Guide to Accreditation Criteria)			
		What's gone well?	What could have been done differently?
3a	The design report includes an evaluation of the design's effectiveness.	-PMI included	
3b	There is critical reflection on how you used theory, design tools, and processes, and some next steps for this design.	-yes there is a bit included about your first use of the design web	-I would recommend looking at a few other designs that use the Design Web, this is a key learning point
3c	The design shows how design skills and competence have progressed and some next steps for design practice.	-really interesting to see you starting to engage with the community and subject matter in a different way -great that you have branched out to use a different design process -and love the design web sculpture	-I can see your confidence starting to grow in using permaculture processes. I really want you to spend some time looking at other peoples completed designs now to get an idea of what else could be achieved and in particular the documenting of your lessons learnt and experimenting with design tools. I will send you a link to some portfolios

The Next Steps	
What are the apprentice's next steps with this design , towards its accreditation.	At the end of the summer after you have run the open days and done more of the practical activities then do a final touch to this design by adding more about what you have learnt and what has been achieved. I don't need to see this but it would be ideal to have it done before it is passed onto the FPA2 stage. You could add to the PMI, add to the reflection on p22 and add more about what you have learnt about using the design web to the end reflection too
What other general or specific issues might help with the apprentice's next steps, eg. to take into future designs.	
Any other comments about the format of the project presentation,	
The highlight of this design for me is...	The explorations around gift economy, quite inspiring work with a lot of focus on Fair Shares

Space for any other notes and comments to the apprentice (This isn't part of the feedback against the accreditation criteria, but you might want to offer other references, suggested books or websites, etc. useful for future development for this design, or generally.)

