

09. EPT UK Meeting



context

Context

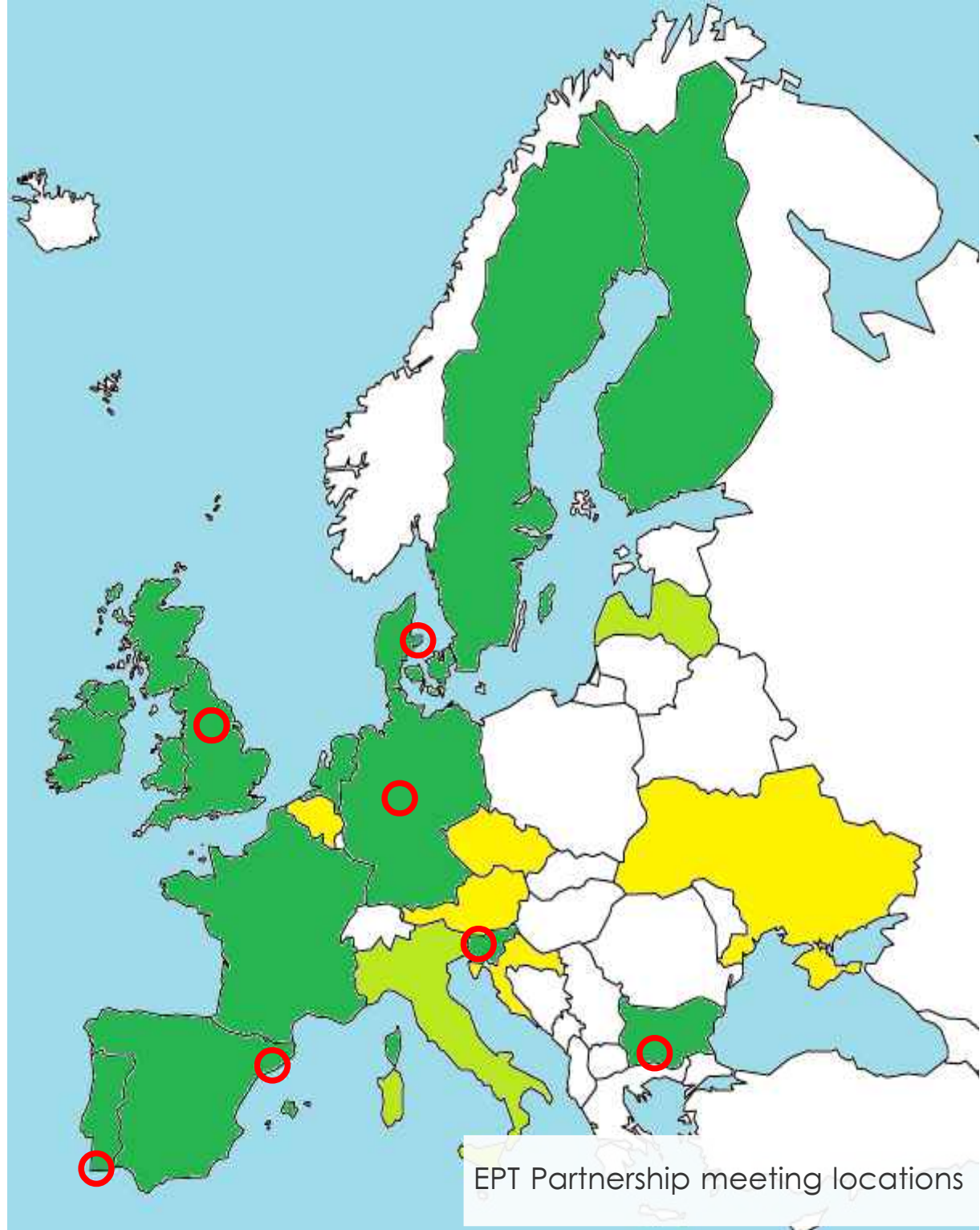
This design took place in the context of design 08: EPT Partnership. That project comprised 7 meetings in different European countries between August 2012 and July 2014. This design focuses on the UK meeting, which took place in Leeds in late May 2013.

The client could best be defined as the EPT partnership. Within the partnership there were a number of subgroups:

- The EPT partners (the legal representatives of each partner organisation – the people whose names were on the original funding application, and who had joint responsibility for delivering the project outcomes);
- The Coordination team (The team responsible for overall project coordination);
- The Process team (the team responsible for detailed programming, facilitation, flow of the meetings etc.);
- The Cultivating Learning team (the primary activity team whose topic was the focus for the UK meeting).

I was a member of all of these groups except the process team.

The UK meeting followed a difficult meeting in Portugal where there had been some conflict and stress within the partnership.



approach

Approach

I wanted to use a process that was simple and flexible. I opted for SADIM (Survey Analyse, Design, Implement, Maintain). As it was a one-off event, maintenance was not required (I class the running of the event as implementation, rather than maintenance). But evaluation would be useful for hosts of subsequent EPT meetings and for my own learning. So the process could best be described as SADIE: Survey, Analyse, Design, Implement, Evaluate.

In practice, the analysis phase made many of the design decisions very clear obvious, and so there is a fuzzy boundary between the analysis and design activities, as will become apparent...



survey

Meeting Aims

- Focus on sharing teaching methods
- Explore pedagogy
- Progress work of all Primary Activity teams
- Share UK examples of good permaculture practice

Existing agreements

- Budget: informal agreement on price:
 - €300 per funded participant;
 - €100 unfunded
- Timetable patterns (see right)
- Travel days (Monday to the following Sunday)

Expected Turnout

Based on previous meetings and conversations with partners (who control the travel budgets for their organisations): 50 participants. I will be able to make more accurate estimates as the event approaches.

Context of wider project

Morale in the partnership is a bit low after the Portugal meeting. There was some stress and conflict that we need to either work through or move beyond. I am still dealing with the aftermath with some attendees of the Portugal meeting via email.

4th meeting

May 2013

BRITAIN

June 2013

Brochure about the various educational structures in Europe available online (pdf-brochure)

pedagogy, methods, best practice

skillsharing holistic learning

capacity building + outreach

Original meeting aims

survey

General client (i.e. all attendees) needs

- Accommodation
- Food (dietary requirements)
- Refreshments
- Practical information (travel, dates & timings what to bring etc)
- Programme
- Resources (A.V. Equipment, stationery etc.)
- Down time, social time & partying
- Other (e.g. baby-changing? prayer space?)

Specific client groups' needs

- EPT partners:
 - Pricing constraints (see above)
 - Certificate of attendance for funder
 - Time outside main programme to meet
- Coordination team
 - Input into timetable
 - Time to meet
- Process team
 - Time & space outside of main program to plan facilitation methods etc.
- Cultivating Learning team
 - Time to plan sessions
 - Time in the timetable



Mirka & Klara from the Process team lead a welcoming activity

Location

Funding rule: meeting must happen in organisation's city.

Possible Meeting Venues

- Headingley Heart
- Woodhouse Community Centre
- New Headingley Club
- Quaker meeting house

Visit Venues

- Permaculture Association offices
- LILAC
- Edible Cities
- PuLSE
- Bedford Fields
- Edibles
- Offshoots

Accommodation

Leeds' Affordable/budget accommodation options

- Budget Hotels and B & Bs near cricket ground
- Cheap hotels (Travelodge/Premiere Inn/Ibis)
- Student Halls of residence (during holidays)

Food

Local, ethical/vegan friendly catering firms

- Rocket Catering
- That Old Chestnut

Food on visits: provided by hosts?

Transport

- No tube/metro in Leeds:
 - Public transport: trains, buses, taxis
 - "Private": lift-share, walking, cycling,
- Numerous coach hire firms for visits to further afield

Resources

- Permaculture Association has ample AV equipment.
- Can budget for expendables (flip-charts, post-its etc.)

Weather Contingency

- Urban setting, mainly indoor meetings & activities
- Outdoor options available

Cultural 'je ne sais quoi'

- Friendly Brits & Warm ale!

analysis

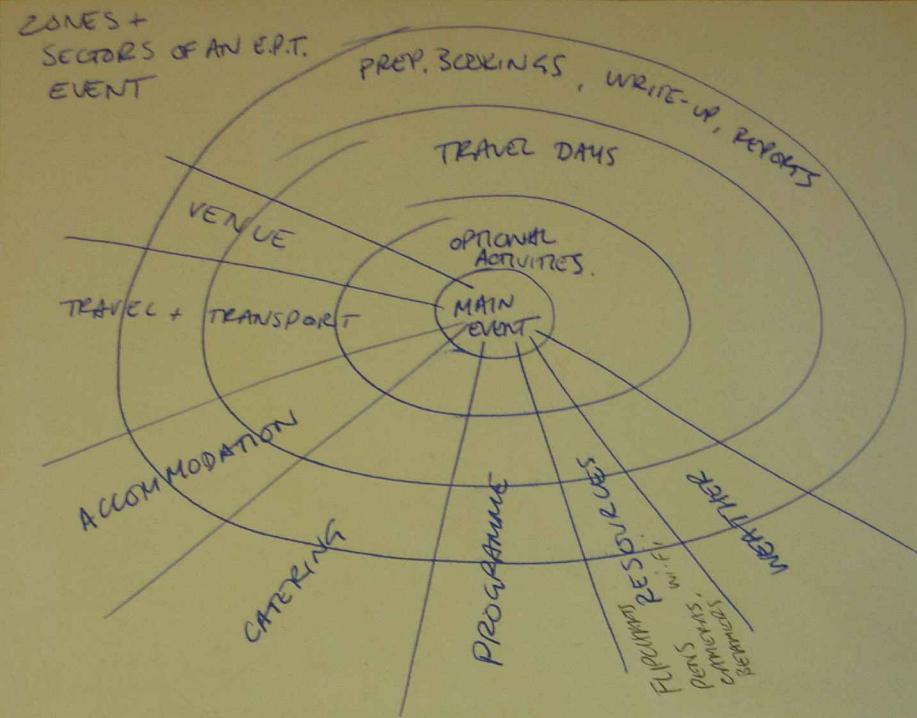
Zones & Sectors applied to events

At the Slovenia meeting I had sketched out how zones and sectors might be applied to EPT meetings' design (right).

I now took each "sector" in turn and performed some analysis on it.

- Venue
- Accommodation
- Food
- Travel/Transport
- Resources
- Weather
- Programme (this is dealt with in the design section)

"Zones" can be used to design the programme, as well as the wider event management project (outer zones being early planning, engagement/publicity, bookings & attendee communications etc. In this case, however, I only applied zones to the design of the programme – see design section below.



ELEMENTS: (PROGRAMME)
Primary Activity Meetings
System meetings (process, co-ordination etc)
'Edge discussions'
Focus topic sessions
Primary activity sessions (non-focus topic)
Planning next meeting
Evaluation
Opening/welcome
Closing
Site visits
RECAP

analysis

Meeting Venue

I quickly discounted the Quaker Meeting House on availability grounds. This left the following venues:

- Headingley Heart
- Woodhouse Community Centre
- New Headingley Club

Headingley Heart and New Headingley Club are both in the centre of Headingley, which is an ideal location, this makes them the preferred choices over Woodhouse community centre. New Headingley Club is very cheap. This meant that I could hire both Headingley venues. They are in close proximity to one another, so we could use Heart as the main venue (it has better resources and services, and is more ethically aligned with permaculture) and the club as a breakout space as it has extra room and pleasant gardens.

Headingley Heart – main meeting venue



analysis

Potential Visit Venues: Leeds

Permaculture Association

– The oldest and largest permaculture organisation among the partners: an opportunity to share our organisation's learning.

LILAC Cohousing

– Newly completed low impact housing project. Potential venue for inter-cultural evening.

Edible Cities Nursery (LAND Centre)

– Edible landscaping business & plant nursery.

PULSE (LAND Centre)

– Pudsey Land Share Enterprise – community group

Bedford Fields

– Forest Garden on publicly accessible land

Potential Visit Venues: Pennines

Edibles (Land Centre)

– Land centre; smallholding with camping fields and an indoor party venue for the final night. A welcoming base for a tour of Pennine projects

Offshoots (Land Centre)

– Very well established project with an extremely diverse range of activities and resources.

The problem is the solution

There are too many amazing local projects to be able to visit them all in the limited time: the practicalities of moving everyone around will be too time consuming.

An alternative is to invite the local projects that we won't have time to visit to come and present their work to a specially convened Leeds Permaculture Network social evening. This will be more efficient (only 3 or 4 people travelling instead of 50), and will create an opportunity for Leeds Permaculture Network and the European Teachers to meet, network & socialise.



The camping field at Edibles

analysis

Accommodation: SWOC analysis

Strengths

- Very few!

Weaknesses

- Affordable accommodation options in Leeds are dire: a choice of either low budget chain hotels or small, low quality independents.
- Nothing remotely alternative or ethical.

Opportunities

- Move the location (but funding says it should be in Leeds and we want to include a visit to the Association offices)
- Move the date (Portugal meeting was in March; Spain meeting is in September – no real leeway)
- Attendees could stay with local folks: expands event's edge & promotes inter-cultural dimension. 15–20 Attendees can stay at Lilac, and will promote permaculture there, supporting my agenda for design 03

Challenges

- Logistics of accommodating 50 people in different houses around Leeds – complexity & capacity



Lilac was still a building site a month before the event

analysis

Food: SWOC analysis

Strengths:

- Julie/Rocket Catering is perfect for the event.
- This would be a valuable booking for her so she'd be likely to say yes.
- Good backup caterer (That Old Chestnut) if needed

Weaknesses:

- None

Opportunities:

- Book Julie (as soon as possible, see below)
- Graham Bell has offered to bring loads of fresh salad from his forest garden

Challenges:

- Julie's becoming very popular; failure to fix meeting dates early enough could result in failure to secure our preferred caterer
- Still need to ensure hosts provide suitable breakfasts & that dietary requirements are communicated to them.

Conclusion: I should engage Julie at the earliest opportunity (even if I only have rough dates) because it's a valuable booking for her, so she'll probably consult with me if she gets offered another booking around the same time.



Julie's food: people care in action

analysis

Travel & Transport SWOC analyses

Travel (to event)

Strengths:

- Getting to Leeds is easy (Local airport with regular flights to many European destinations; direct train from Kings Cross, next to St Pancras International)
- Train from Leeds Station to Headingley is straightforward
- Bus from Airport to Kirkstall straightforward

Weaknesses:

- Public transport to other areas of Leeds isn't great
 - No metro or trams
 - Buses expensive, drivers unhelpful, stop around 11:30pm
- Taxis easy, but expensive and not very eco-friendly

Opportunities:

- Encourage attendees to be as self-reliant as possible; give local transport info.
- Collect folks from station in person if arriving late (hospitable & friendly)

Challenges:

- Collecting people from the station:
 - Potential distraction
 - Best use of my time during a busy event?
- Capacity

Transport (during main event & to visits)

Strengths:

- Most venues & accommodation in walking distance of each other
- Some attendees will bring cars
- Bus route between Lilac and Headingley

Weaknesses:

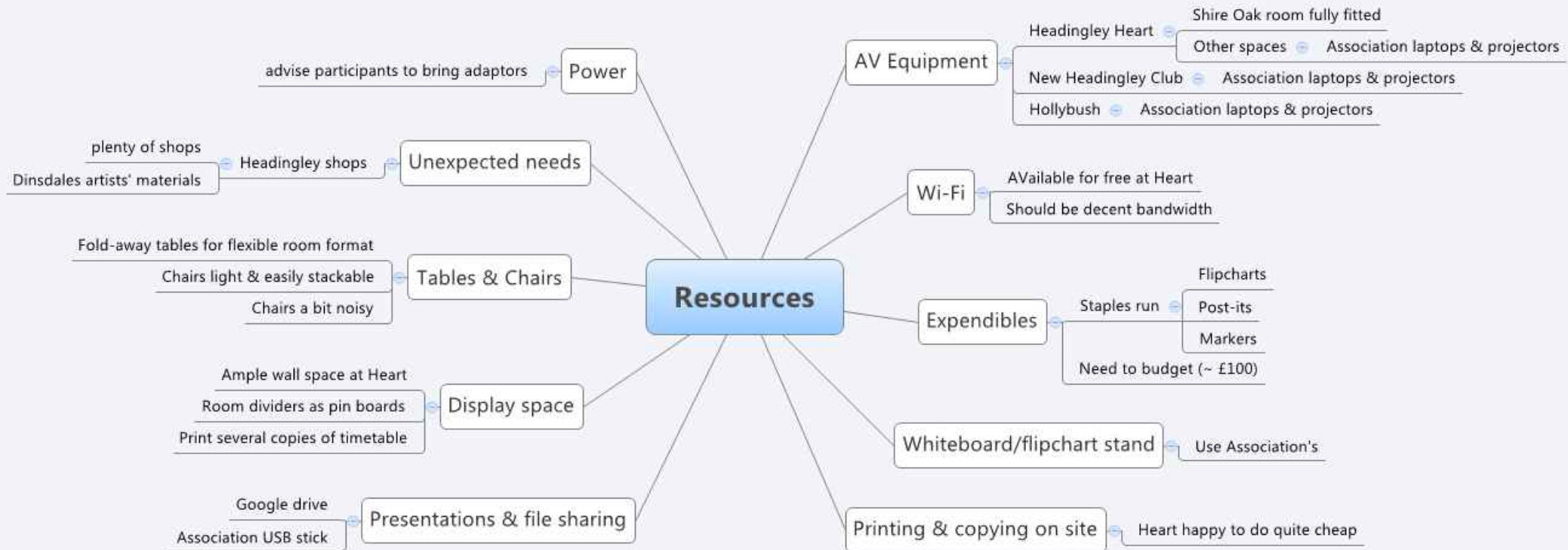
- Walking not much fun if it rains
- Bus between Lilac & Headingley not very frequent
- Hiring a coach & driver is expensive
- No local ethical coach hire options

Opportunities:

- Borrow bikes from hosts?
- Participants with cars can give lifts
- Helen & I can ferry people around
- Borrow/Hire TCV minibuses & self-drive to visit projects

Challenges:

- Capacity of minibuses
 - Will need all 3 from Hollybush
 - Need 3 drivers
 - Drivers will need to conduct a test with John Preston from TCV before we're allowed to hire them.



Weather

Meeting is in late May. Most of the meeting will be indoors, so shouldn't be badly affected by bad weather. It should be warm enough to camp on the visits, but the British weather is always a gamble, so it'll be best to prepare for the worst. Ensuring the "What to bring" list really emphasises the importance of being prepared is important to ensure people are adequately prepared... especially as there will be plenty of attendees coming from relatively warm countries, so the Yorkshire Pennines in May could come as a nasty shock!

design

Design Description

Many of the design decisions became obvious during the analysis phase, so the design was largely in place...

Venue

We used Headingley Heart with the New Headingley Club as a nearby breakout space. I also booked Hollybush for a Creative Teaching Methods course that ran immediately prior to the main event (see programme design, below).

Accommodation

This would comprise several local people's homes. Initially planned to be in 5 areas of the city, corresponding to where we had clusters of offers from the local network. See the [Orientation Information](#) in Appendix E for more detail. Hosts were offered £5 daily allowance for providing bed and breakfast. See the [budget](#) in appendix C for details.

Because a significant proportion of the attendees were going on the teaching methods course it made sense for them to stay at Lilac, which is a 5 minute walk from Hollybush. I attempted to cluster attendees by the teams they were members of, so that they could meet in the evenings if they needed/wanted to. See the [Accommodation Schedule](#) in Appendix F for more details. – columns "Primary activity" and "Main meta system" indicate the teams attendees were in. As far as possible, I tried to avoid moving anyone. Nevertheless, a couple of people did need to be moved.

Venues for Visits

We would visit the Permaculture Association and Lilac in Leeds, as they were in close proximity to the accommodation and to the venue, and Edibles & Offshoots in the nearby Pennine hills. The other Leeds-based projects – Edible Cities, Pudsey Land Share Enterprise and Bedford Fields were invited to present their projects at a special Leeds Permaculture Network social evening (see [programme – detailed](#), page 19 and Appendix B).

design

Design Description

Food & Refreshments

I booked Julie early to ensure that we secured her.

Attendees' dietary requirements were captured via the [online registration](#) form (see Appendix D – page 4 for dietary requirements). These requirements (and in some cases specialist foods) were then conveyed to the hosts in advance.

Drinks were provided by Headingley Heart and included in the room hire.

Travel & Transport

This was managed in several ways. I defined a general arrivals meeting time and place for attendees of the main event with comprehensive directions (see pages 1 & 2 of the [orientation information](#)). The [online registration](#) captured people's arrival times, so I could see who might need picking up from the station or airport. I also pulled out the relevant bus routes and created a simple schematic diagram showing them, which I included in the [orientation information](#) – see page 10. I also produced an extra [Logistics and Orientation](#) document specific to the attendees of the Creative Teaching Methods course.

Travel to Edibles and Offshoots was more involved. Helen White (my colleague at the Association), her husband Nigel and I all drove minibuses that we hired from TCV – the conservation charity and Permaculture Association's Landlord. This involved taking a driving test to make sure we were safe in such large vehicles...

Resources

The Permaculture Association has recently won funding to buy a comprehensive events resources kit, so we had almost everything we needed. We needed expendables (paper, markers etc) which were sourced by buying, or recycling scrap paper and old wallpaper.

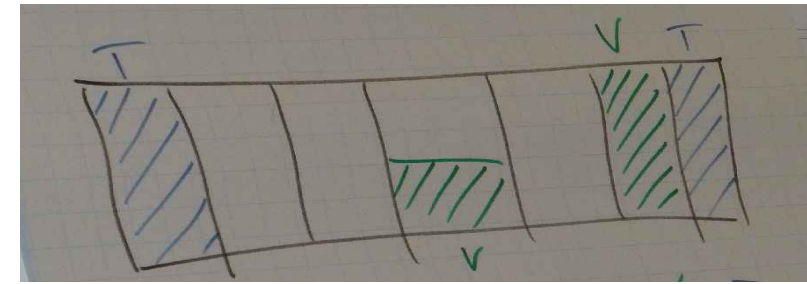
	Before event	Fri 24/5/13	Sat 25/5/13	Sun 26/5/13	Mon 27/5/13	Tues 28/5/13	Weds 29/5/13	Thurs 30/5/13	Fri 31/5/13	Sat 1/6/13	Sun 2/6/13
7:30-8:30	Zone 3: preparation	Zone 3: preparation	Zone 1: Optional Activities	Zone 1: Optional Activities	Zone 1: optional activities	Zone 0: main event	Zone 0: main event	Zone 0: main event	Zone 0: main event	Zone 1: Optional Activities	Zone 2: arrivals & departures
8:30-9:00											
9:00											
9:30											
10:15											
11:00											
11:30											
12:15											
13:00											
14:00											
15:00											
16:00											
16:30											
17:00											
17:30											
18:00											
19:00											
20:30											
21:00											
22:00											

Zones: top level programme design

I applied zoning to the meeting programme. Zone 0 (blue) is the core of the main event. Zone 1 (brick red) is for optional activities. Zone 2 represents arrivals & departures (with instances before and after each of the optional activities)

I'd had feedback from the European teachers earlier that the UK is seen as the European leader in permaculture teaching practice. So for this meeting, added an optional extra immediately before the main event: a Creative Teaching Methods course. This could be seen as *stacking* another function into the meeting, using *relative location* (putting the training next to the meeting) or *integrating* a teacher training in to the meeting *rather than segregating* it out. Either way, it seemed like good permaculture.

design



	Fri 24/5/13	Sat 25/5/13	Sun 26/5/13	Mon 27/5/13	Tues 28/5/13	Weds 29/5/13	Thurs 30/5/13	Fri 31/5/13	Sat 1/6/13	Sun 2/6/13					
7:30-8:30	Travel time	Breakfast	Breakfast	Breakfast	Breakfast	Breakfast	Breakfast	Breakfast	Breakfast	Breakfast					
8:30-9:00					TRAVEL	TO	THE	MEETING							
9:00		Creative teaching course	Creative teaching course	Day off	Main event	Main event	Main event	Main event	Visit	Take down tents; Departures					
9:30															
10:15															
11:00					Tea break	Tea break		Tea break			Tea break	Tea break	Tea break		
11:30							Main event	Main event			Main event	Main event			
12:15															
13:00					Lunch	Lunch	Lunch	Lunch	Lunch	Travel time					
14:00	Arrivals (Creative teaching course)	Creative teaching course	Creative teaching course	Arrivals (main event)	Main event	Main event	Visit	Main event	Visit						
15:00															
16:00															
16:30												Tea Break	Tea Break	Early departures: move to visits venue	
17:00					Main event	Main event									
17:30															
18:00															
19:00	Dinner	Dinner	Dinner	Dinner	Dinner	Dinner	Dinner	Dinner	Dinner						
20:30 start	Creative teaching course	Creative teaching course	Evening off/social	Arrivals (main event)	Evening off/social	Evening off/social	Social & intercultural evening	Evening off	Evening off						
21:00															
22:00															

Programme – high level pattern

I also applied one of the patterns we agreed at Escherode (inset, top right) to the programme: Monday was the travel day for the main meeting, there followed 2 full days, then a half-day on Thursday with a visit in the afternoon. This was followed with a final full day of meeting and then another visit on Saturday before the travel day on the Sunday. Of course, the addition of the creative teaching methods course meant that the meeting diverged from the agreed pattern, but the fact that this was an optional extra meant that the pattern of the main event remained intact.

From patterns to detail

This version of the programme overleaf “Progamme – next level pattern” represents the full extent of the detail that I added alone. The final level of detail (page 19) was added in conjunction with Coordination, Process and Cultivating Learning teams.

design

Programme – next level pattern – also see appendix B

	Fri 24/5/13	Sat 25/5/13	Sun 26/5/13	Mon 27/5/13	Tues 28/5/13	Weds 29/5/13	Thurs 30/5/13	Fri 31/5/13	Sat 1/6/13	Sun 2/6/13	
7:30-8:30		Breakfast with host	Breakfast with host	Breakfast with host	Breakfast with host	Breakfast with host	Breakfast with host	Breakfast with host	Breakfast @ Edibles	Breakfast @ Edibles	
8:30-9:00					TRAVEL	TO	THE	MEETING			
9:00		Creative teaching course	Creative teaching course	Creative teaching course attendees' day off: Cultivating Learning prep time. System X mtgs?	Morning Circle	Morning Circle	Morning Circle	Morning Circle	Visit: Offshoots Permaculture Project	Take down tents; Departures	
9:30					Opening & orientation	Main focus	Main focus	Main focus			
10:15					Tea break	Tea break	Tea break	Tea break			
11:00					Opening & orientation	Main focus	Main focus	Main focus			
11:30		Creative teaching course	Creative teaching course								
12:15											
13:00		Lunch @ Hollybush	Lunch @ Hollybush		Lunch @ Heart	Lunch @ Heart	Lunch @ Heart	Lunch @ Heart	Lunch @ Offshoots		
14:00	Arrivals for creative teaching methods course. Settle in at hosts' homes	Creative teaching course	Creative teaching course	Main Event Arrivals in Leeds. Meet up at Hollybush. Meet hosts. Hang out. Networking.	Networking & Personal Time	Networking & Personal Time (+partners meeting)	Networking & Personal Time	Networking & Personal Time			
15:00						Main focus	Other Primary Activities	Optional Visits: Permaculture Association & LILAC: 2 groups alternating between the 2 venues. 2 hours at each	Feedback, Reflection, Official Closing	Visit: Edibles Permaculture Project & CVSAC School	Discussion: Permaculture & Children
16:00						Tea Break	Tea Break		Move to Edibles: set up tents. Welcome & orientation @ Edibles. Early departures.		
17:00		Dinner @ Hollybush				Other Primary activities	Other Primary Activities				
17:30											
18:00											
19:00	Creative teaching course	Dinner @ Hollybush	Dinner @ Hollybush	Dinner together @ TBC	Dinner @ Heart	Dinner @ Heart	Dinner @ LILAC	Dinner @ Edibles	Dinner @ Edibles		
20:30											
21:00		Creative teaching course	Evening off/social	Settle in at hosts' homes	Optional pub visit for local ale tasting	Leeds Permaculture Network evening. Presentations of your projects & local projects	Social & intercultural evening at LILAC: Hosts invited!	Settle in at Edibles, chill out time. Optional micro-teach presentations etc	Party & Camp fire at Edibles! Bring-a-disc disco - bring some music from your country to get everyone dancing. CD players, spotify & Youtube will be available.		
22:00											

Themes

There are several themes in the programme; they're colour coded to ease identification. They should be fairly self-explanatory

design

Programme – detailed – also see Appendix B

	Fri 24/5/13	Sat 25/5/13	Sun 26/5/13	Mon 27/5/13	Tues 28/5/13	Weds 29/5/13	Thurs 30/5/13	Fri 31/5/13	Sat 1/6/13	Sun 2/6/13
7:30-8:30		Breakfast with host	Breakfast with host	Breakfast with host	Breakfast with host	Breakfast with host	Breakfast with host	Breakfast with host	Breakfast @ Edibles	Breakfast @ Edibles
8:30-9:00					TRAVEL	TO	THE	MEETING		
9:00		Morning circle	morning circle	Creative teaching course attendees' day off; Cultivating Learning prep time, System X mtgs?	Morning Circle	Morning Circle	Morning Circle	Morning Circle	Visit: Offshoots Permaculture Project	Take down tents; Departures
9:30		Accelerated learning, creative teaching methods and multiple intelligences	Option B	Welcome & Introduction: check CL's 'random nutter' document	Main focus: Pedagogy	Main focus: Sharing methods & resources	Main focus: Sharing games & energizers	Main focus: Apprenticeships		
10:15			Tea break							
11:00				Tea break	Tea break	Tea break	Tea break			
11:30				Orientation for new attendees/ Structure & Decision-making discussion	Main focus: Sharing methods - open space	Main focus: Sharing stories of success & failure	Main focus: Wrap up, feedback etc	Strategising in work groups for work between meetings		
12:15										
13:00		Lunch @ Hollybush	Lunch @ Hollybush		Lunch @ Heart	Lunch @ Heart	Lunch @ Heart	Lunch @ Heart	Lunch @ Offshoots	
14:00	Arrivals for creative teaching methods course. Settle in at hosts' homes	Participants sharing	Design workshop	Main Event Arrivals in Leeds. Meet up at Hollybush. Meet hosts. Hang out. Networking.	Networking & Personal Time	Networking & Personal Time (+partners meeting mid term evaluation)	Networking & Personal Time; Best practice hand outs for a design work	Networking & Personal Time		
15:00		Option A	course close		Main Focus - Cultivating Learning Intro-Presentation sharing opportunities	C&C + Editing & Publishing + Wiki discussion	Optional Visits: Permaculture Association & LILAC: 2 groups alternating between the 2 venues. 2 hours at each	Feedback, Reflection, Official Closing	Visit: Edibles Permaculture Project & CVSAC School	
16:00					Exploring the groups					Move to Edibles: set up tents. Welcome & orientation @ Edibles. Early departures leave
16:30					Tea Break	Tea Break				
17:00	Dinner @ Hollybush						Primary Activities, Coordination and Process meetings	Educational structures		
17:30					C+C: Educational standards discussion?					
18:00					Primary Activities, Coordination and Process meetings					
19:00		Dinner @ Hollybush	Dinner @ Hollybush	Dinner together @ TBC	Dinner @ Heart	Dinner @ Heart	Dinner @ LILAC	Dinner @ Edibles	Dinner @ Edibles	
20:30 start evening activity	Welcome Creating a positive learning environment	Teaching Games evening	Evening off/social	Settle in at hosts' homes	Optional pub visit for local ale tasting	Leeds Permaculture Network evening. Presentations of your projects & local projects	Social & intercultural evening at LILAC: Hosts invited!	Settle in at Edibles, chill out time. Optional micro-teach presentations etc	Party & Camp fire at Edibles! Bring-a-disc disco - bring some music from your country to get everyone dancing. CD players, spotify & Youtube will be available.	
21:00										
22:00										

implementation

Creative Teaching Methods Course

This element of the event was largely self-managing. I invited Designed Visions to deliver it, as I had previously attended (and subsequently apprenticed on) their 'Training of Teachers' courses and was very comfortable promoting their skills within the EPT network.

Looby Macnamara, whose *People and Permaculture* book had been published relatively recently offered to deliver the course. This was positive as her high profile meant that it was easy to fill the course.

Trainee permaculture teachers sharing games

implementation



The main event

The main focus topic explored pedagogy (see video of [Professor Pedagogy](#) in appendix G), sharing teaching methods and stories of success and failure, as well as hearing the voices of elders within the European permaculture teaching community.

Other sessions focused on the other primary activities' progress, and some time was spent exploring the question of what might happen after the EPT funding ran out.

Small group discussion during methods-sharing activity

implementation

Leeds Permaculture Network Social

While there weren't as many locals as I'd hoped at the LPN social, there were a few and it was a chance for them to showcase Leeds' (and the UK's) projects. Here Alan Thornton presents the LAND network as Suzi High prepares to present Pudsey Land Share Enterprise.

Leeds Permaculture Network Social Evening

implementation

Visits

On the Thursday afternoon we split the large group into two smaller groups. I showed one around Lilac, while Andy Goldring explained the Permaculture Association to the other. Then the groups swapped over. We then all came together for dinner at Lilac and the inter-cultural evening, which evolved into a ceilidh and eventually a late night jam session on the Portuguese guitar.

At the weekend, we travelled to Edibles, where we set up camp, settled in and relaxed. The following morning we headed over to Offshoots where Phill Dewhurst gave his ever-inspiring tour and we ate lunch. When we arrived back at Edibles, Steve and Rosie gave us a great presentation of their project, we made pizzas (under strict supervision of the Italian contingent), drank a keg of locally brewed ale and danced into the small hours. A perfect end to a wonderful week.

Phill describes the sensory garden at Offshoots

evaluation

Meeting Aims	Met?	Comments
Focus on sharing methods	Y	Fully met and exceeded by inclusion of Creative Teaching Methods course
Explore pedagogy	Y	Yes; still only really an introduction to this topic though
Progress work of all primary activity teams	Y	Yes, also initiated discussions around what happens after the EPT
Share UK examples of good practice	Y	Visits to several projects; presentations by others

The ubiquitous courgette

evaluation

Evaluation against client needs

Client Needs	Met?	Comments
Accommodation	Y	A couple of people had to move – one of them twice
Food (esp. dietary requirements)	Y	Great feedback as ever for Julie's food
Refreshments	Y	Feedback that tea & coffee wasn't ethical
Practical information	Y	Good feedback on this
Programme	Y	
Resources	Y	
Down time	Y	Not much though
Other (baby changing etc?)	N/A	Nothing was communicated to me
Partners: Pricing constraints	Y	Came in on budget
Partners: Certificates of attendance	Y	
Partners: Meeting time	Y	Met at New Headingley Club
Coordination Team: Input into timetable	Y	Framework put in place, space to add detail
Coordination Team: Time to meet	Y	
Process Team: Time to plan facilitation	Y	Accommodation clustering worked well here
Cultivating Learning Team: Time to plan sessions	Y	A whole day set aside on the Monday
Cultivating Learning Team: Time in the timetable	Y	

A woman with brown hair, wearing a green cardigan and a grey scarf, is smiling at the camera. She is sitting at a desk with a laptop and a white mug. In the background, another woman with white hair and glasses is looking at a laptop. The setting appears to be a meeting room or a workshop.

evaluation

Attendee Feedback

Attendee feedback very positive:

- People felt welcome & enjoyed hospitality of staying in people's homes.
- Everyone felt well looked after
- Logistics were smooth
- Everyone loved the food
- People liked the meeting venue

A few things to do differently

- More pre-event communication
- Some attendees had to move between hosts during the event
- Recycling & composting at the meeting venue
- Tea & coffee weren't ethically sourced
- Slightly more organisation around transport between accommodation & venue

Attendee feedback comments can be found in full in Appendix I

evaluation

Application of permaculture ethics

People Care

- Hospitable & personal touch; collecting people who arrived late at night in person.
- Julie's amazing food
- Hosting attendees with members of the local permaculture network
- Choice of venue – community-owned & managed

Earth Care

- Choosing a venue that has significant renewable energy installation
- Mainly organic food
- Promoting walking to the venue
- Developing permaculture teachers!

Setting Limits to Consumption & Redistributing Surplus

- Choosing to rent TCV's minibuses kept money in the local green economy, rather than it going to private profit.
- Hosting attendees at local families' homes diverts spending away from hotel chains and into local green activists' pockets.

evaluation

Application of permaculture principles

Observe & Interact	Survey of aims, pre-existing agreements, needs, and existing resources
Catch & Store Energy	
Obtain a Yield	Writing up the meeting as a diploma design!
Apply Self-regulation & Accept Feedback	Used the feedback from teachers that UK is seen as a leader in educational organisation and methods: this informed choice of visits (P.A.B.) and addition of Creative Methods course
Use & Value Renewable Resources & Services	Choosing a venue with a significant renewable energy installation
Produce no Waste	
Design from Patterns to Details	Development of the programme from zones → high level pattern → next level → detail
Integrate Rather than Segregate	Add Creative Teaching Methods course into the event
Use Small & Slow Solutions	
Use & Value Diversity	
Use Edges & Value the Marginal	Hosting attendees with local people: massively increases the edge of the event
Creatively Use & Respond to Change	

reflection



Action Learning Questions

What went well?

- The event was a success
- Feedback was incredible
- Healing after the conflict of the Portugal meeting
- I had amazing support from the local team.
- The weather was perfect

What was challenging?

- The complexity of the accommodation logistics was very stressful.
- Not knowing whether Lilac would actually be finished in time
- I came very close to a burnout a week after the event

Long term visions & goals

- Keep building the European Permaculture Teachers network
- Successful outcomes at the end of the project

Next achievable steps

- Have a proper rest
- Attend Spanish EPT meeting
- Support the other hosts

Designers as recliners!

gratitude

Helen White

A huge part of the reason that the event went so well was Helen White's endless enthusiasm, energy, and hospitality. As event coordinator I couldn't have been supported better.



gratitude

Celia & Nigel

I also owe a debt of gratitude to my partner, Celia, who gave up her home for the week and helped in the background, and Helen's partner, Nigel, who was the third minibus driver for the weekend away.

Photo credits

Many of the photos in this design report are taken from the EPT website. Many, I believe were taken by Leo Bakx; some others by other members of the European Permaculture Teachers' Partnership.

